

Support English Learners with **BrainPOP ELL!**

BrainPOP ELL is a comprehensive language learning program featuring animated movies that model conversational English while introducing key vocabulary and grammar concepts in meaningful ways. Based on everyday social situations, the leveled movies and accompanying activities reinforce language across the four modalities while building students' confidence in reading, writing, and speaking English and seamlessly tracking their learning.

HERE'S HOW TO GET STARTED

1. Go to ell.brainpop.com.
2. Click **Log in** at the top of the screen.

SAMPLE BRAINPOP ELL LESSON PAGE

BrainPOP ELL offers 90 language development lessons. Here's a sample of all the tools and features available within each lesson.

Lesson Ideas

A lesson-specific collection of lesson plans, exemplars, teaching strategies, and more

Content Index

An overview of each BrainPOP ELL lesson by grammar rule, reading and writing skill, and language function

Assign

A quick way to directly assign differentiated lessons to students



Teach This Lesson

Lesson Ideas

Content Index

Assign



Movie



Vocabulary



Grammar

Flash Words

Interactive vocabulary flashcards with audio support

Word Play

Multiple entry points and modalities for vocabulary practice

Hear It, Say It!

Record and playback to practice conversational language

Read It!

Reading comprehension assessment

Write It!

Scaffolded writing activity

Make-a-Map

Connect and organize ideas with concept mapping

Story Movie

Featured movie models vocabulary, grammar, and conversational language in context

Vocabulary Movie

Animation modeling new vocabulary

Grammar Movie

Animation modeling featured grammar

Quiz

Game-like quiz puts new skills to the test

Grammar Summary

Deeper explanation of featured grammar concepts



Flash Words



Word Play



Hear It, Say It



Quiz



Read It



Write It



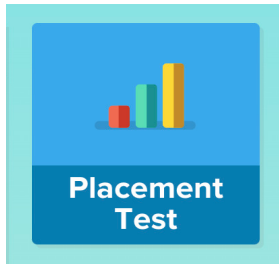
Make-a-Map



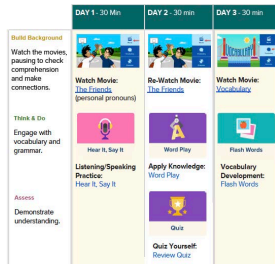
Grammar Summary

Our Recipe for BrainPOP ELL Implementation

YOUR FIRST WEEK



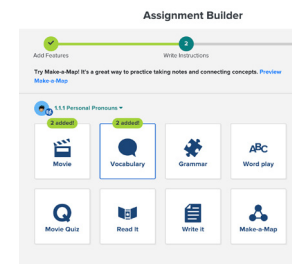
Step 1: Visit ell.brainpop.com, then click Placement Test, then Assign.



Step 2: [Review pacing guides](#) with assignment recommendations.

BrainPOP ELL Designation	WIDA ELD Levels
Level 1, Units 1-3: Beginning	1 - Entering
Level 1, Units 4-6: High Beginning	2 - Emerging
Level 2, Units 1-3: Intermediate	3 - Developing
Level 2, Units 4-6: High Intermediate	4 - Expanding
Level 3, Units 1-3: Advanced	5 - Bridging
Level 3, Units 4-6: High Advanced	6 - Reaching

Step 3: [Assess placement test](#) results and create leveled student classes.



Step 4: [Assign activities](#) from the pacing guides.

Comprehensive support includes:

- [WIDA Alignments](#)
- [Correlation to English proficiency levels](#)
- [Placement Test Guide](#)
- [Learning strategies](#)
- Plug-and-play [pacing guides](#) and [lessons plans](#)

Learn More at
[BrainPOP Educators](#)