



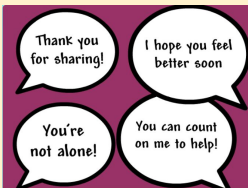

Pacing Guide and Supporting Activities: **Building a School Community with Empathy**









Grade Band: **Grade K-2** | Duration: **5 Days**

Overview: Students first explore BrainPOP Jr.'s School topic to understand how schools are like communities—everyone working together to make school a place to learn and grow. Then, they investigate the Empathy topic and make connections to the ways empathy and compassion are key to a happy and healthy school community.

Unit Goal: Students will identify members of their school community and the contributions of each. Then, they will build an understanding of empathy and how to practice it in their school community.

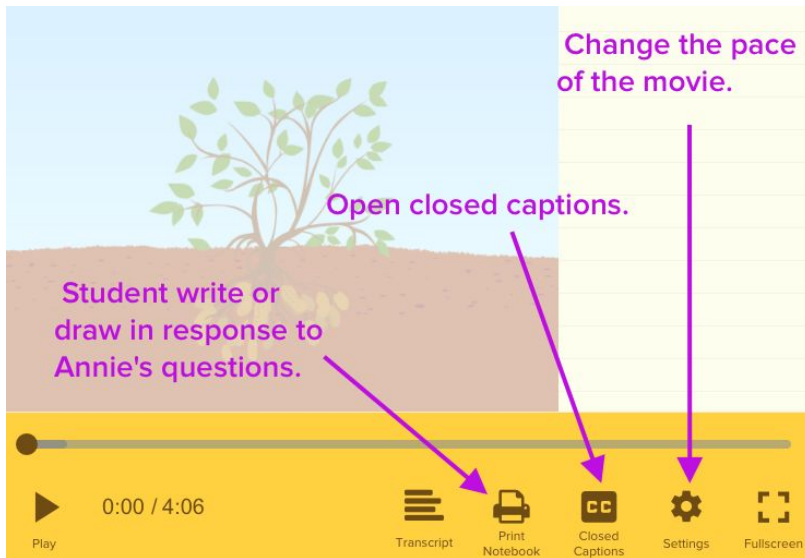
BrainPOP Topics: (1) School (2) Empathy

	DAY 1 - 30 Min	DAY 2 - 30 min	DAY 3 - 30 min	DAY 4 - 30 min	Day 5 - 30 min
<p>Build Background</p> <p>Watch the movie, pausing to reflect or answer Annie's Notebook questions.</p>	 <p>Watch Movie:</p> <p>School</p> <p>Learning Tip: After watching, students discuss how a school is like a community.</p>	 <p>Re-watch Movie:</p> <p>School</p>	 <p>Watch Movie:</p> <p>Empathy</p> <p>Learning Tip: After watching, students discuss a time a friend felt happy or</p>	 <p>Re-watch Movie:</p> <p>Empathy</p> <p>Learning Tip: After watching ask students, <i>How have you shown empathy</i></p>	<p>Re-watch Movies (optional):</p> <p>School</p> <p>Empathy</p>

			sad. Ask <i>How did you know your friend felt that way?</i>	<i>to help someone at school?</i>	
<p>Think & Do</p> <p>Engage with a feature or tool.</p>	 Word Play Vocabulary Development: School Learning Tip: Assign students different terms. Have them share their definitions and sentences with peers.	 Draw About It Apply Knowledge: School Draw someone who helps in your school community.	 Word Play Vocabulary Development: Empathy	 Draw About It Apply Knowledge: Empathy Draw something that will make someone in your school community smile.	 Talk About It Apply Knowledge: Empathy What can you do to help someone in your school community who is going through strong emotions?
<p>Assess</p> <p>Demonstrate understanding</p>		 Write About It School Write about how different people help at school.		 Easy Quiz Test Yourself: Empathy	 Hard Quiz Test Yourself: Empathy

Movie-Viewing Tips

<https://jr.brainpop.com/socialstudies/communities/school/activity/>



CCSS

Standard	Activity
<p>CCSS.ELA-LITERACY.RI.K.3,RI.1.3, RI.2.3 CCSS.ELA-LITERACY.SL.K.2, SL.1.2, SL.2.2</p>	<p>Building Background View movies with Annie’s notebook School Empathy</p>

<p>HE.M12. Describe positive ways to show care, consideration, and concern for others. HE.M6. Identify ways family and friends help promote well-being. HE.M19. Describe how to make a commitment to be a good friend.</p>	
<p>CCSS.ELA-LITERACY.W.K.2, SL.1.5, SL.2.5</p>	<p>Think & Do Draw About It: School Draw About It: Empathy</p>
<p>CCSS.ELA-LITERACY.L.K.4, L.1.4, L.2.4</p>	<p>Think & Do Word Play: School Word Play: Empathy</p>
<p>CCSS.ELA-LITERACY.RI.K.3, RI.1.3, RI.2.3 CCSS.ELA-LITERACY.SL.K.2, SL.1.2, SL.2.2</p>	<p>Think & Do Talk About It: Empathy</p>
<p>CCSS.ELA-LITERACY.RI.K.1, RI.1.1, R2.1.1 CCSS.ELA-LITERACY.RI.K.3 RI.1.3, RI.2.3</p>	<p>Assess Easy Quiz: Empathy Hard Quiz: Empathy</p>