













# Pacing Guide: Internet Research

Grade Level: **Fifth Grade** | Duration: **1 week**

BrainPOP Topics: (1) **Research** (2) **Internet Search** (3) **Citing Sources**

	DAY 1 - 30 Min	DAY 2 - 30 min	DAY 3 - 30 min	DAY 4 - 40 min	Day 5 - 40 min
<p><b>Build Background</b></p> <p>Watch the movie, pausing to reflect on content.</p>	 <p>Watch Movie: <a href="#">Research</a></p>	 <p>Re-watch Movie: <a href="#">Research</a></p>	 <p>Watch Movie: <a href="#">Internet Search</a></p>	 <p>Re-watch Movie: <a href="#">Internet Search</a></p>	 <p>Watch Movie: <a href="#">Citing Sources</a></p>
<p><b>Think &amp; Do</b></p> <p>Engage with a grade-level appropriate feature or tool.</p>	 <p>Vocabulary Development: <a href="#">Research</a></p>	 <p>Apply Knowledge: <a href="#">Research</a></p>	 <p>Vocabulary Development: <a href="#">Internet Search</a></p>	 <p>Apply Knowledge: <a href="#">Describe three strategies for an effective internet search.</a> View <a href="#">rubric</a>.</p>	 <p>Apply Knowledge: <a href="#">Citing Sources</a></p>


### Assess

Take a topic quiz and review your score.




Test Yourself:

[Research](#)



Test Yourself:

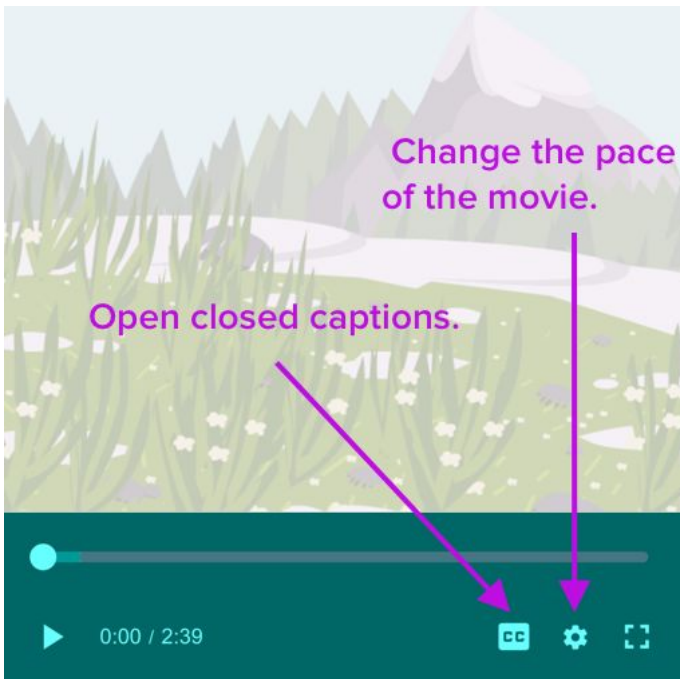
[Internet Search](#)



Test Yourself:

[Citing Sources](#)

## Movie Viewing Tips



Standard	Activity
<p><a href="#">CCSS.ELA-LITERACY.RI.5.1</a> Quote accurately from a text when explaining what the text says explicitly and when drawing inferences from the text.</p>	<p><b>Build Background</b></p> <p>Watch and discuss movies:</p> <p><a href="#">Research</a> <a href="#">Internet Search</a> <a href="#">Citing Sources</a></p>
<p><a href="#">CCSS.ELA-LITERACY.L.5.4</a> Determine or clarify the meaning of unknown and multiple-meaning words and phrases based on grade 5 reading and content, choosing flexibly from a range of strategies.</p>	<p><b>Think &amp; Do</b></p> <p><a href="#">Vocabulary: Research</a> <a href="#">Vocabulary: Internet Search</a></p>
<p><a href="#">CCSS.ELA-LITERACY.RI.5.7</a> Draw on information from multiple print or digital sources, demonstrating the ability to locate an answer to a question quickly or to solve a problem efficiently.</p>	<p><b>Think &amp; Do</b></p> <p><a href="#">Graphic Organizer: Research</a> <a href="#">Worksheet: Citing Sources</a></p>
<p><a href="#">CCSS.ELA-LITERACY.SL.5.2</a> Summarize a written text read aloud or information presented in diverse media and formats, including visually, quantitatively, and orally.</p> <p><a href="#">CCSS.ELA-LITERACY.SL.5.4</a> Report on a topic or text or present an opinion, sequencing ideas logically and using appropriate facts and relevant, descriptive details to support main ideas or themes; speak clearly at an understandable pace.</p> <p><a href="#">CCSS.ELA-LITERACY.SL.5.5</a> Include multimedia components (e.g., graphics, sound) and visual displays in presentations when appropriate to enhance the development of main ideas or themes.</p>	<p><b>Think &amp; Do</b></p> <p><a href="#">Make-a-Map: Internet Search</a></p>

<p><a href="#">CCSS.ELA-LITERACY.RI.5.2</a> Determine two or more main ideas of a text and explain how they are supported by key details; summarize the text.</p>	<p><b>Assess</b> <a href="#">Quiz: Research</a></p>
<p><a href="#">CCSS.ELA-LITERACY.RI.5.3</a> Explain the relationships or interactions between two or more individuals, events, ideas, or concepts in a historical, scientific, or technical text based on specific information in the text.</p>	<p><b>Assess</b> <a href="#">Challenge: Internet Search</a> <a href="#">Challenge: Citing Sources</a></p>