


















Pacing Guide: **Gerunds**

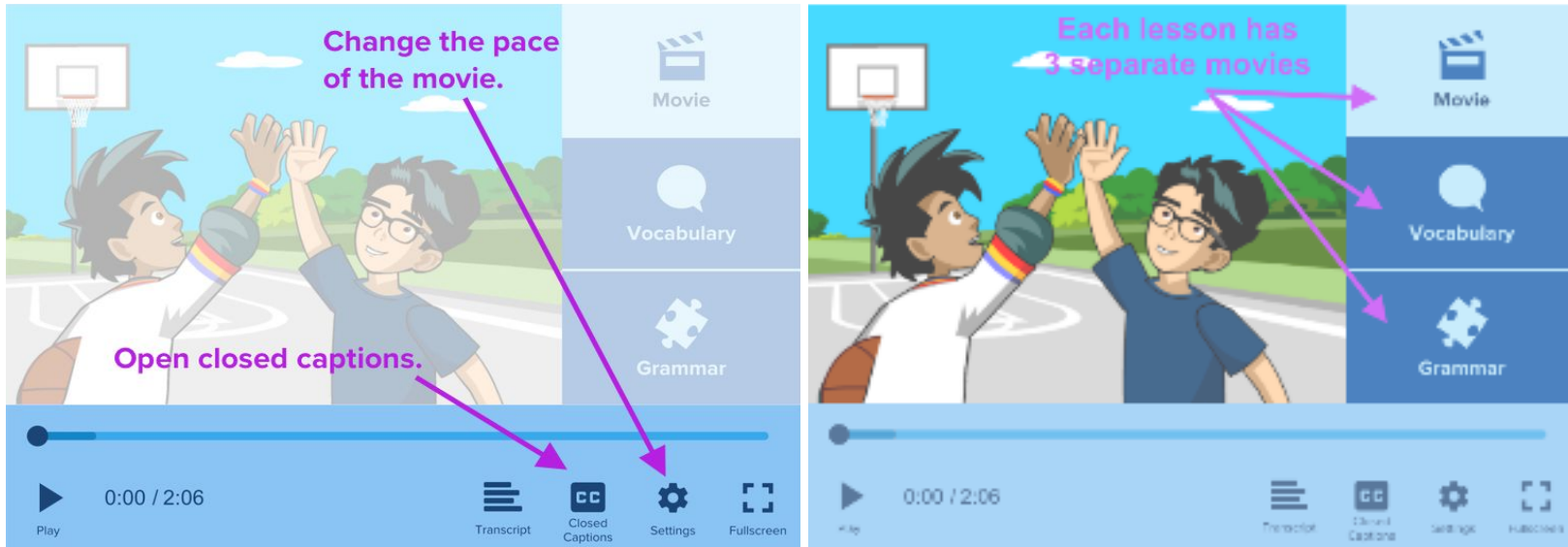
Level: **3** Unit: **4** Lesson: **1** | Duration: **1 week**

Overview: Ben uses **gerunds** while explaining the benefits of exercise and how the heart works to Moby.

	DAY 1 - 30 Min	DAY 2 - 30 min	DAY 3 - 30 min	DAY 4 - 40 min	Day 5 - 40 min
<p><b>Build Background</b></p> <p>Watch the movies, pausing to check comprehension and make connections.</p>	 <p><b>Watch Movie:</b> <a href="#">Circulatory System</a> (gerunds)</p>	 <p><b>Watch Movie:</b> <a href="#">Vocabulary</a></p>	 <p><b>Watch Movie:</b> <a href="#">Grammar</a> (gerunds)</p>	 <p><b>Re-watch Movie:</b> <a href="#">Circulatory System</a></p>	   <p><b>Re-watch Movies</b> (optional): <a href="#">Circulatory System</a> <a href="#">Vocabulary</a> <a href="#">Grammar</a></p>

<p><b>Think &amp; Do</b></p> <p>Engage with vocabulary and grammar.</p>	 <p><b>Word Play</b></p> <p><b>Apply Knowledge:</b> <a href="#">Word Play</a></p>	 <p><b>Flash Words</b></p> <p><b>Vocabulary Development:</b> <a href="#">Flash Words</a></p>	 <p><b>Hear It, Say It</b></p> <p><b>Listening/Speaking Practice:</b> <a href="#">Hear It, Say It</a></p>	 <p><b>Make-a-Map</b></p> <p><b>Apply Knowledge:</b> <a href="#">Make-a-Map</a></p> <p>Make a map explaining the circulatory system.</p> <p>See <a href="#">Make-a-Map tutorial</a>.</p> <p>View <a href="#">rubric</a>.</p>	 <p><b>Read It</b></p> <p><b>Apply Knowledge:</b> <a href="#">Read It</a></p> <p>Reading Comprehension: Persuasive Essay</p>
<p><b>Assess</b></p> <p>Demonstrate understanding.</p>			 <p><b>Quiz</b></p> <p><b>Quiz Yourself:</b> <a href="#">Review Quiz</a></p>	 <p><b>Quiz</b></p> <p><b>Quiz Yourself:</b> <a href="#">Graded Quiz</a></p>	 <p><b>Write It</b></p> <p><b>Write It:</b> Write a persuasive essay.</p>

## Movie Viewing Tips



### Accompanying Lesson Plan

[Gerunds and Circulatory System](#)

### Common Core Standards Alignments

CCSS.ELA-Literacy.L.3.4

Determine or clarify the meaning of unknown and multiple-meaning words and phrases based on grade 3 reading and content, choosing flexibly from a range of strategies.

CCSS.ELA-Literacy.L.4.4

Determine or clarify the meaning of unknown and multiple-meaning words and phrases based on grade 4 reading and content, choosing flexibly from a range of strategies.

CCSS.ELA-Literacy.L.5.4

Determine or clarify the meaning of unknown and multiple-meaning words and phrases based on grade 5 reading and content, choosing flexibly from a range of strategies.

CCSS.ELA-Literacy.L.6.4

Determine or clarify the meaning of unknown and multiple-meaning words and phrases based on grade 6 reading and content, choosing flexibly from a range of strategies.

CCSS.ELA-Literacy.L.7.1

Demonstrate command of the conventions of standard English grammar and usage when writing or speaking.

CCSS.ELA-Literacy.L.8.1a

Explain the function of verbals (gerunds, participles, infinitives) in general and their function in particular sentences.

CCSS.ELA-Literacy.RI.2.4

Determine the meaning of words and phrases in a text relevant to a grade 2 topic or subject area.

CCSS.ELA-Literacy.RI.3.4

Determine the meaning of general academic and domain-specific words and phrases in a text relevant to a grade 3 topic or subject area.

CCSS.ELA-Literacy.RI.4.4

Determine the meaning of general academic and domain-specific words or phrases in a text relevant to a grade 4 topic or subject area.

CCSS.ELA-Literacy.RI.5.4

Determine the meaning of general academic and domain-specific words and phrases in a text relevant to a grade 5 topic or subject area.

CCSS.ELA-Literacy.SL.4.2

Paraphrase portions of a text read aloud or information presented in diverse media and formats, including visually, quantitatively, and orally.

CCSS.ELA-Literacy.SL.5.2

Summarize a written text read aloud or information presented in diverse media and formats, including visually, quantitatively, and orally.

CCSS.ELA-Literacy.W.3.7

Conduct short research projects that build knowledge about a topic.

CCSS.ELA-Literacy.W.6.2a

Introduce a topic; organize ideas, concepts, and information, using strategies such as definition, classification, comparison/contrast, and cause/effect; include formatting (e.g., headings), graphics (e.g., charts, tables), and multimedia when useful to aiding comprehension.