










Pacing Guide: **Past Progressive (Interrupted Action)**

Level: **2** Unit: **4** Lesson: **1** | Duration: **1 week**

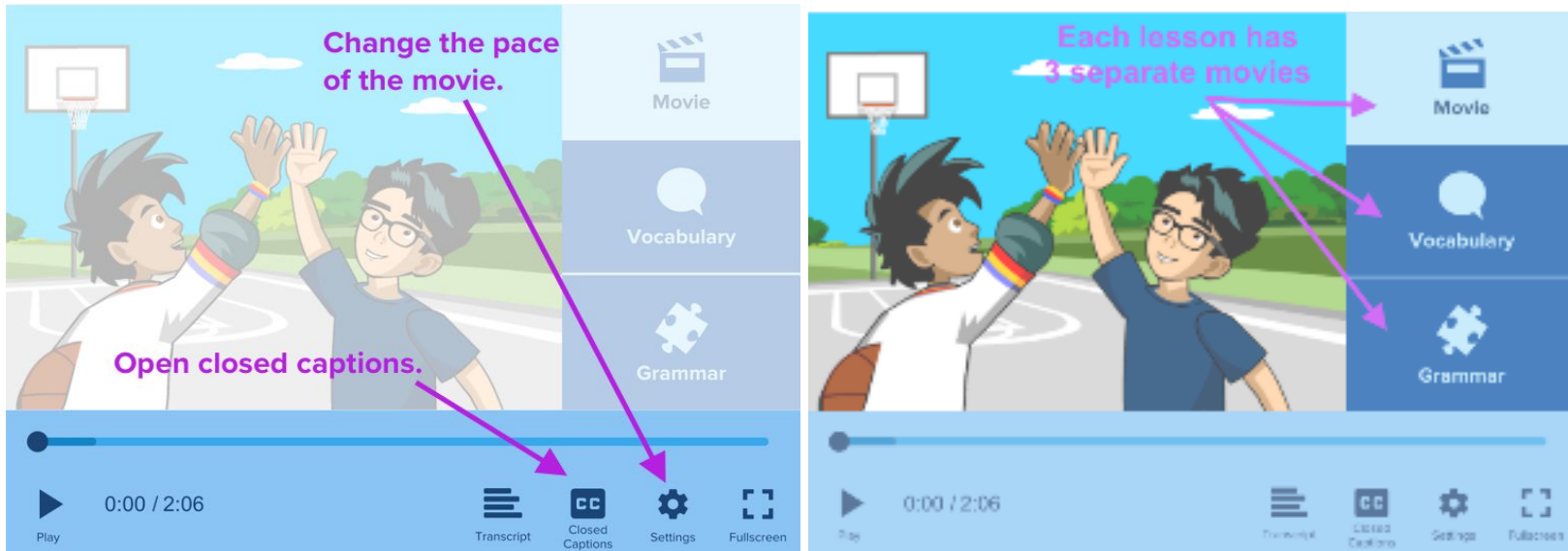
Overview: Ben uses **past progressive with interrupted action** to describe the strange, quick-changing weather.

	DAY 1 - 30 Min	DAY 2 - 30 min	DAY 3 - 30 min	DAY 4 - 40 min	Day 5 - 40 min
<p>Build Background</p> <p>Watch the movies, pausing to check comprehension and make connections.</p>	 <p>Watch Movie: Strange Weather (past progressive: interrupted action)</p>	 <p>Watch Movie: Vocabulary</p>	 <p>Watch Movie: Grammar (past progressive: interrupted action)</p>	 <p>Re-Watch Movie: Grammar</p>  <p>Grammar Summary</p> <p>Grammar Summary (optional)</p>	   <p>Re-watch Movies (optional): Strange Weather Vocabulary Grammar</p>

<p>Think & Do</p> <p>Engage with vocabulary and grammar.</p>	<div data-bbox="459 358 701 477" data-label="Image"> </div> <p>Hear It, Say It</p> <p>Listening/Speaking Practice: Hear It, Say It</p>	<div data-bbox="764 358 1005 477" data-label="Image"> </div> <p>Flash Words</p> <p>Vocabulary Development: Flash Words</p>	<div data-bbox="1056 358 1297 477" data-label="Image"> </div> <p>Word Play</p> <p>Apply Knowledge: Word Play</p> <div data-bbox="1052 672 1293 790" data-label="Image"> </div> <p>Grammar Summary</p> <p>Grammar Summary (optional)</p>	<div data-bbox="1337 358 1579 477" data-label="Image"> </div> <p>Make-a-Map</p> <p>Apply Knowledge: Make-a-Map</p> <p>Make a map about one of these:</p> <ol style="list-style-type: none"> 1. Things that happened to Ben 2. Use of Past progressive for interrupted action <p>See Make-a-Map tutorial.</p> <p>View rubric.</p>	<div data-bbox="1627 358 1869 477" data-label="Image"> </div> <p>Read It</p> <p>Apply Knowledge: Read It</p> <p>Reading Comprehension: Narrative Essay</p>
---	--	--	--	--	--

<p>Assess</p> <p>Demonstrate understanding.</p>			 <p>Quiz</p> <p>Quiz Yourself: Review Quiz</p>	 <p>Quiz</p> <p>Quiz Yourself: Graded Quiz</p>	 <p>Write It</p> <p>Write It: Write a three-paragraph narrative essay</p>
--	--	--	---	---	--

Movie Viewing Tips



Accompanying Lesson Plan	Common Core Standards Alignments
<p>Past Progressive: Interrupted Action</p>	<p>CCSS.ELA-Literacy.L.3.1i Produce simple, compound, and complex sentences.</p> <p>CCSS.ELA-Literacy.L.4.1b</p>

Form and use the progressive (e.g., *I was walking; I am walking; I will be walking*) verb tenses.

CCSS.ELA-Literacy.L.5.1c

Use verb tense to convey various times, sequences, states, and conditions.

CCSS.ELA-Literacy.RL.2.7

Use information gained from the illustrations and words in a print or digital text to demonstrate understanding of its characters, setting, or plot.

CCSS.ELA-Literacy.RL.K.1

With prompting and support, ask and answer questions about key details in a text.

CCSS.ELA-Literacy.SL.1.2

Ask and answer questions about key details in a text read aloud or information presented orally or through other media.

CCSS.ELA-Literacy.SL.4.2

Paraphrase portions of a text read aloud or information presented in diverse media and formats, including visually, quantitatively, and orally.

CCSS.ELA-Literacy.SL.6.4

Present claims and findings, sequencing ideas logically and using pertinent descriptions, facts, and details to accentuate main ideas or themes; use appropriate eye contact, adequate volume, and clear pronunciation.