

















Pacing Guide: **Personal Pronouns & “To Be” in Present Tense**

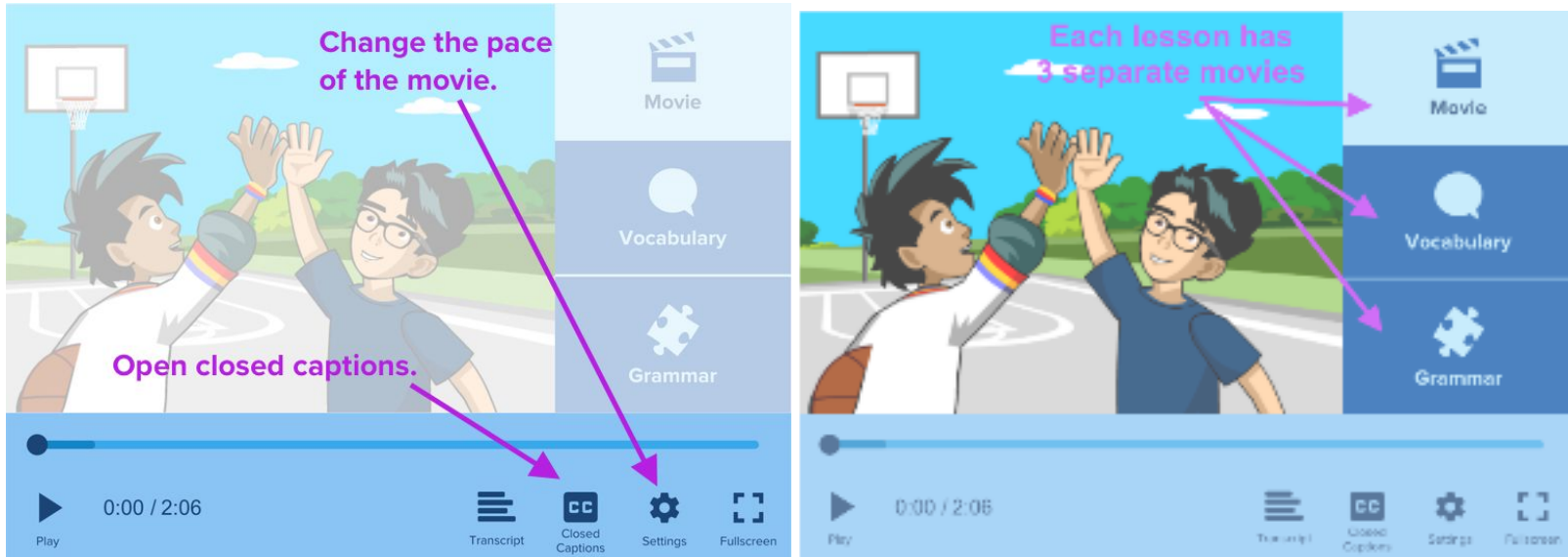
Level: **1** Unit 1: **1** Lesson: **1** | Duration: **1 week**

Overview: Students meet BrainPOP ELL’s main characters, Ben and Moby, and learn about personal pronouns, and the present tense of the verb **to be**.

	DAY 1 - 30 Min	DAY 2 - 30 min	DAY 3 - 30 min	DAY 4 - 40 min	Day 5 - 40 min
<p>Build Background</p> <p>Watch the movies, pausing to check comprehension and make connections.</p>	 <p>Watch Movie: The Friends (personal pronouns)</p>	 <p>Re-Watch Movie: The Friends</p>	 <p>Watch Movie: Vocabulary</p>	 <p>Watch Movie: Grammar (personal pronouns)</p>  <p>Grammar Summary</p> <p>Grammar Summary (optional)</p>	   <p>Re-watch Movies (optional): The Friends Vocabulary Grammar</p>

<p>Think & Do</p> <p>Engage with vocabulary and grammar.</p>	 <p>Hear It, Say It</p> <p>Listening/Speaking Practice: Hear It, Say It</p>	 <p>Word Play</p> <p>Apply Knowledge: Word Play</p>	 <p>Flash Words</p> <p>Vocabulary Development: Flash Words</p>	 <p>Make-a-Map</p> <p>Apply Knowledge: Make-a-Map</p> <p>Identify examples of one of these:</p> <ol style="list-style-type: none"> 1. Verb “to Be” 2. Contractions 3. Subject pronouns <p>See Make-a-Map tutorial.</p> <p>View rubric.</p>	 <p>Read It</p> <p>Apply Knowledge: Read It</p>
<p>Assess</p> <p>Demonstrate understanding.</p>		 <p>Quiz</p> <p>Quiz Yourself: Review Quiz</p>		 <p>Quiz</p> <p>Quiz Yourself: Graded Quiz</p>	 <p>Write It</p> <p>Write contractions for each sentence.</p>

Movie Viewing Tips



Accompanying Lesson Plans	Common Core Standards Alignments
<p>Subject Pronouns</p>	<p>CCSS.ELA-Literacy.L.1.1c Use singular and plural nouns with matching verbs in basic sentences</p> <p>CCSS.ELA-Literacy.L.K.1d Understand and use question words (interrogatives)</p>

	<p>CCSS.ELA-Literacy.L.K.2a Capitalize the first word in a sentence and the pronoun I</p>
<p>Contractions with the Verb Be (Affirmative)</p>	<p>CCSS.ELA-Literacy.L.1.1c Use singular and plural nouns with matching verbs in basic sentences</p> <p>CCSS.ELA-Literacy.L.2.2d Generalize learned spelling patterns when writing words</p> <p>CCSS.ELA-Literacy.L.K.1b Use frequently occurring nouns and verbs.</p> <p>CCSS.ELA-Literacy.L.K.2a Capitalize the first word in a sentence and the pronoun I</p>
<p>The Verb to Be (Affirmative) Lesson Plan</p>	<p>CCSS.ELA-Literacy.L.1.1c Use singular and plural nouns with matching verbs in basic sentences</p> <p>CCSS.ELA-Literacy.L.K.1b Use frequently occurring nouns and verbs.</p> <p>CCSS.ELA-Literacy.L.K.2a Capitalize the first word in a sentence and the pronoun I.</p>