
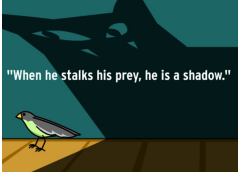
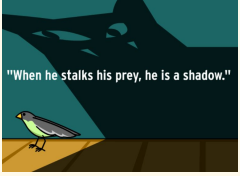














Pacing Guide: **Literary Devices**

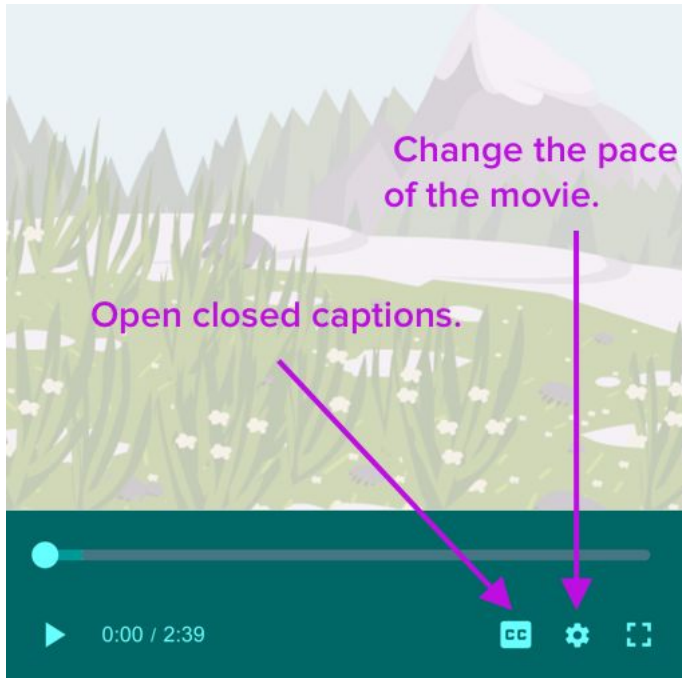
Grade Level: **Eighth Grade** | Duration: **1 week**

BrainPOP Topics: (1) **Figurative Language** (2) **Simile and Metaphor** (3) **Idioms and Clichés**

	DAY 1 - 30 Min	DAY 2 - 30 min	DAY 3 - 30 min	DAY 4 - 40 min	Day 5 - 40 min
<p>Build Background</p> <p>Watch the movie, pausing to reflect on content.</p>	 <p>Watch Movie: Figurative Language</p>	 <p>Watch Movie: Similes and Metaphors</p>	 <p>Re-watch Movie: Similes and Metaphors</p>	 <p>Watch Movie: Idioms and Clichés</p>	 <p>Re-watch Movie: Idioms and Clichés</p>
<p>Think & Do</p> <p>Engage with a grade-level appropriate feature or tool.</p>	 <p>Vocabulary Development: Figurative Language</p>	 <p>Apply Knowledge: Similes and Metaphors</p>	 <p>Apply Knowledge: Choose a topic that you know a lot about. Make a movie with at least 5 scenes that include similes or metaphors.</p>	 <p>Apply Knowledge: Idioms and Clichés</p>	 <p>Apply Knowledge: Revisit your movie from Day 3. Add at least 3 more scenes that include idioms and clichés. View rubric.</p>

			View rubric .		
<p>Assess</p> <p>Take a topic quiz and review your score.</p>	 <p>Test Yourself:</p> <p>Figurative Language</p>	 <p>Test Yourself:</p> <p>Similes and Metaphors</p>		 <p>Test Yourself:</p> <p>Idioms and Clichés</p>	

Movie Viewing Tips



CCSS

Standard	Activity
<p>CCSS.ELA-Literacy.RI.8.2 Determine a central idea of a text and analyze its development over the course of the text, including its relationship to supporting ideas; provide an objective summary of the text.</p>	<p>Build Background</p> <p>Watch and discuss movies: Figurative Language Similes and Metaphors Idioms and Clichés</p>
<p>CCSS.ELA-Literacy.L.8.6</p>	<p>Think & Do</p>

<p>Acquire and use accurately grade-appropriate general academic and domain-specific words and phrases; gather vocabulary knowledge when considering a word or phrase important to comprehension or expression.</p>	<p>Vocabulary: Figurative Language</p>
<p>CCSS.ELA-Literacy.SL.8.5 Integrate multimedia and visual displays into presentations to clarify information, strengthen claims and evidence, and add interest.</p> <p>CCSS.ELA-Literacy.W.8.2.b Develop the topic with relevant, well-chosen facts, definitions, concrete details, quotations, or other information and examples.</p>	<p>Think & Do</p> <p>Make-a-Movie: Similes and Metaphors</p>
<p>CCSS.ELA-Literacy.RL.8.4 Determine the meaning of words and phrases as they are used in a text, including figurative and connotative meanings; analyze the impact of specific word choices on meaning and tone, including analogies or allusions to other texts.</p>	<p>Think & Do</p> <p>Graphic Organizer: Similes and Metaphors Worksheet: Idioms and Clichés</p>
<p>CCSS.ELA-Literacy.RL.8.4 Determine the meaning of words and phrases as they are used in a text, including figurative and connotative meanings; analyze the impact of specific word choices on meaning and tone, including analogies or allusions to other texts.</p>	<p>Assess</p> <p>Quiz: Figurative Language Challenge: Similes and Metaphors Quiz: Idioms and Clichés</p>