













# Pacing Guide: **Conducting Research**

Grade Level: **Seventh Grade** | Duration: **1 week**

BrainPOP Topics: (1) **Research** (2) **Online Sources** (3) **Citing Sources**

	DAY 1 - 30 Min	DAY 2 - 30 min	DAY 3 - 30 min	DAY 4 - 40 min	Day 5 - 40 min
<p><b>Build Background</b></p> <p>Watch the movie, pausing to reflect on content.</p>	 <p>Watch Movie: <a href="#">Research</a></p>	 <p>Re-watch Movie: <a href="#">Research</a></p>	 <p>Watch Movie: <a href="#">Online Sources</a></p>	 <p>Re-watch Movie: <a href="#">Online Sources</a></p>	 <p>Watch Movie: <a href="#">Citing Sources</a></p>
<p><b>Think &amp; Do</b></p> <p>Engage with a grade-level appropriate feature or tool.</p>	 <p>Vocabulary Development: <a href="#">Research</a></p>	 <p>Apply Knowledge: <a href="#">Identify three topics, subtopics, and associated facts for any BrainPOP movie.</a></p> <p>View <a href="#">rubric</a>.</p>	 <p>Vocabulary Development: <a href="#">Online Sources</a></p>	 <p>Apply Knowledge: <a href="#">Use what you learned from this movie to find reliable online facts to add to your Make-a-Map from Day 2.</a></p> <p>View <a href="#">rubric</a>.</p>	 <p>Apply Knowledge: <a href="#">Citing Sources</a></p>


### Assess

Take a topic quiz and review your score.



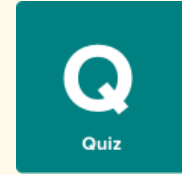
Test Yourself:

[Research](#)



Test Yourself:

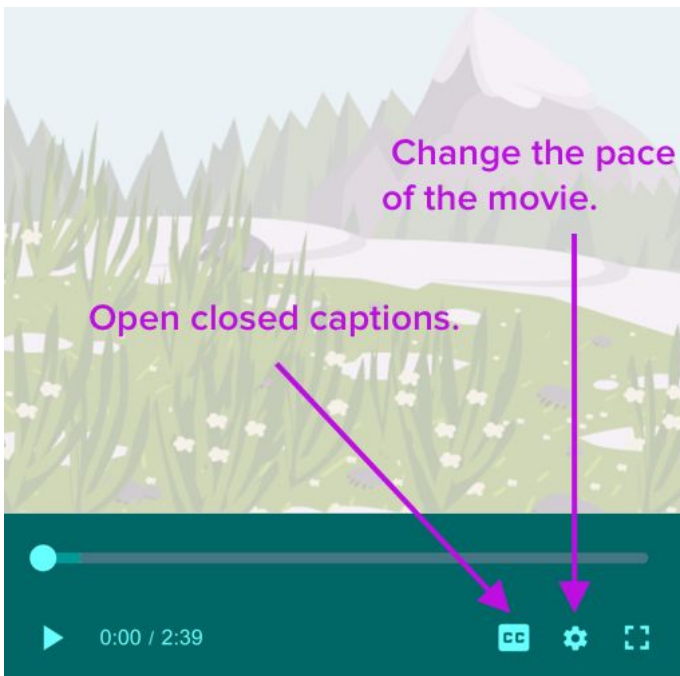
[Online Sources](#)



Test Yourself:

[Citing Sources](#)

## Movie Viewing Tips



Standard	Activity
<p><a href="#">CCSS.ELA-LITERACY.RI.7.3</a> Analyze the interactions between individuals, events, and ideas in a text (e.g., how ideas influence individuals or events, or how individuals influence ideas or events).</p>	<p><b>Build Background</b> Watch and discuss movies: <a href="#">Research</a> <a href="#">Online Sources</a> <a href="#">Citing Sources</a></p>
<p><a href="#">CCSS.ELA-Literacy.L.7.6</a> Acquire and use accurately grade-appropriate general academic and domain-specific words and phrases; gather vocabulary knowledge when considering a word or phrase important to comprehension or expression.</p>	<p><b>Think &amp; Do</b> <a href="#">Vocabulary: Research</a> <a href="#">Vocabulary: Online Sources</a></p>
<p><a href="#">CCSS.ELA-LITERACY.SL.7.2</a> Analyze the main ideas and supporting details presented in diverse media and formats (e.g., visually, quantitatively, orally) and explain how the ideas clarify a topic, text, or issue under study.</p> <p><a href="#">CCSS.ELA-LITERACY.SL.7.5</a> Include multimedia components and visual displays in presentations to clarify claims and findings and emphasize salient points.</p>	<p><b>Think &amp; Do</b> <a href="#">Make-A-Map: Research</a></p>
<p><a href="#">CCSS.ELA-LITERACY.W.7.6</a> Use technology, including the Internet, to produce and publish writing and link to and cite sources as well as to interact and collaborate with others, including linking to and citing sources.</p>	<p><b>Think &amp; Do</b> <a href="#">Graphic Organizer: Citing Sources</a></p>
<p><a href="#">CCSS.ELA-Literacy.RI.7.2</a> Determine two or more central ideas in a text and analyze their development over the course of the text; provide an objective summary of the text.</p>	<p><b>Assess</b> <a href="#">Quiz: Research</a> <a href="#">Quiz: Online Sources</a> <a href="#">Quiz: Citing Sources</a></p>

