



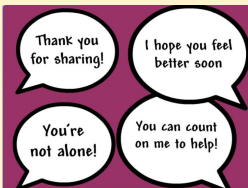

## Pacing Guide and Supporting Activities: **Building a School Community with Empathy**









Grade Band: **Grade K-2** | Duration: **5 Days**

**Overview:** Students first explore BrainPOP Jr.'s School topic to understand how schools are like communities—everyone working together to make school a place to learn and grow. Then, they investigate the Empathy topic and make connections to the ways empathy and compassion are key to a happy and healthy school community.

**Unit Goal:** Students will identify members of their school community and the contributions of each. Then, they will build an understanding of empathy and how to practice it in their school community.

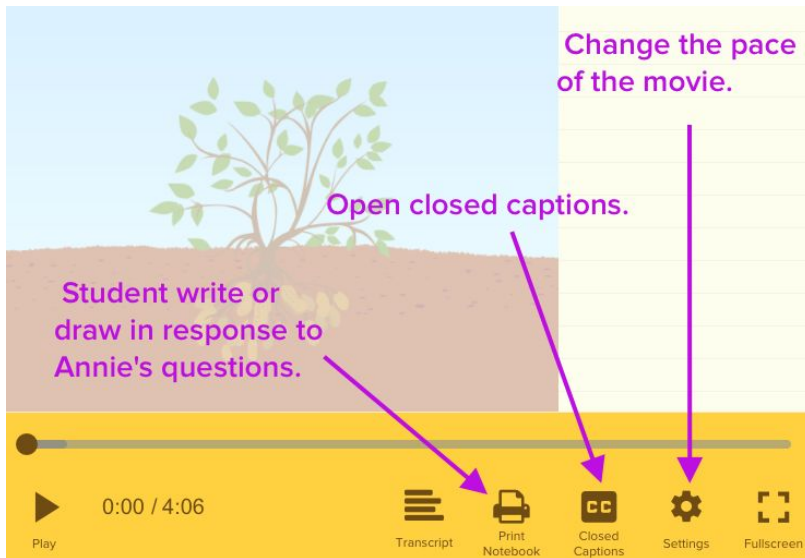
**BrainPOP Topics:** (1) School (2) Empathy

	DAY 1 - 30 Min	DAY 2 - 30 min	DAY 3 - 30 min	DAY 4 - 30 min	Day 5 - 30 min
<p><b>Build Background</b></p> <p>Watch the movie, pausing to reflect or answer Annie's Notebook questions.</p>	 <p>Watch Movie:</p> <p><a href="#">School</a></p> <p><b>Synchronous Learning Tip:</b> After watching, students discuss how a school is like a community.</p>	 <p>Re-watch Movie:</p> <p><a href="#">School</a></p>	 <p>Watch Movie:</p> <p><a href="#">Empathy</a></p> <p><b>Synchronous Learning Tip:</b> After watching, students discuss a time a friend felt happy or</p>	 <p>Re-watch Movie:</p> <p><a href="#">Empathy</a></p> <p><b>Synchronous Learning Tip:</b> After watching ask students, <i>How have you shown empathy</i></p>	<p>Re-watch Movies (optional):</p> <p><a href="#">School</a></p> <p><a href="#">Empathy</a></p>

			sad. Ask <i>How did you know your friend felt that way?</i>	<i>to help someone at school?</i>	
<p><b>Think &amp; Do</b></p> <p>Engage with a feature or tool.</p>	 Word Play Vocabulary Development: <a href="#">School</a> <b>Synchronous Learning Tip:</b> Assign students different terms. Have them share their definitions and sentences with peers online.	 Draw About It Apply Knowledge: <a href="#">School</a> Draw someone who helps in your school community.	 Word Play Vocabulary Development: <a href="#">Empathy</a>	 Draw About It Apply Knowledge: <a href="#">Empathy</a> Draw something that will make someone in your school community smile.	 Talk About It Apply Knowledge: <a href="#">Empathy</a> What can you do to help someone in your school community who is going through strong emotions?
<p><b>Assess</b></p> <p>Demonstrate understanding</p>		 Write About It <a href="#">School</a> Write about how different people help at school.		 Easy Quiz Test Yourself: <a href="#">Empathy</a>	 Hard Quiz Test Yourself: <a href="#">Empathy</a>

**Movie-Viewing Tips**

<https://jr.brainpop.com/socialstudies/communities/school/activity/>



**CCSS**

Standard	Activity
<p>CCSS.ELA-LITERACY.<a href="#">RI.K.3</a>,<a href="#">RI.1.3</a>, <a href="#">RI.2.3</a>                      CCSS.ELA-LITERACY.<a href="#">SL.K.2</a>, <a href="#">SL.1.2</a>, <a href="#">SL.2.2</a></p>	<p><b>Building Background</b>                      View movies with Annie’s notebook  <a href="#">School</a>  <a href="#">Empathy</a></p>

<p>HE.M12. Describe positive ways to show care, consideration, and concern for others.          HE.M6. Identify ways family and friends help promote well-being.          HE.M19. Describe how to make a commitment to be a good friend.</p>	
<p>CCSS.ELA-LITERACY.<a href="#">W.K.2</a>, <a href="#">SL.1.5</a>, <a href="#">SL.2.5</a></p>	<p><b>Think &amp; Do</b>  <a href="#">Draw About It: School</a>  <a href="#">Draw About It: Empathy</a></p>
<p>CCSS.ELA-LITERACY.<a href="#">L.K.4</a>, <a href="#">L.1.4</a>, <a href="#">L.2.4</a></p>	<p><b>Think &amp; Do</b>  <a href="#">Word Play: School</a>  <a href="#">Word Play: Empathy</a></p>
<p>CCSS.ELA-LITERACY.<a href="#">RI.K.3</a>, <a href="#">RI.1.3</a>, <a href="#">RI.2.3</a>          CCSS.ELA-LITERACY.<a href="#">SL.K.2</a>, <a href="#">SL.1.2</a>, <a href="#">SL.2.2</a></p>	<p><b>Think &amp; Do</b>  <a href="#">Talk About It: Empathy</a></p>
<p>CCSS.ELA-LITERACY.<a href="#">RI.K.1</a>, <a href="#">RI.1.1</a>, <a href="#">R2.1.1</a>          CCSS.ELA-LITERACY.<a href="#">RI.K.3</a> <a href="#">RI.1.3</a>, <a href="#">RI.2.3</a></p>	<p><b>Assess</b>  <a href="#">Easy Quiz: Empathy</a>  <a href="#">Hard Quiz: Empathy</a></p>