














## Pacing Guide: **Empathy**

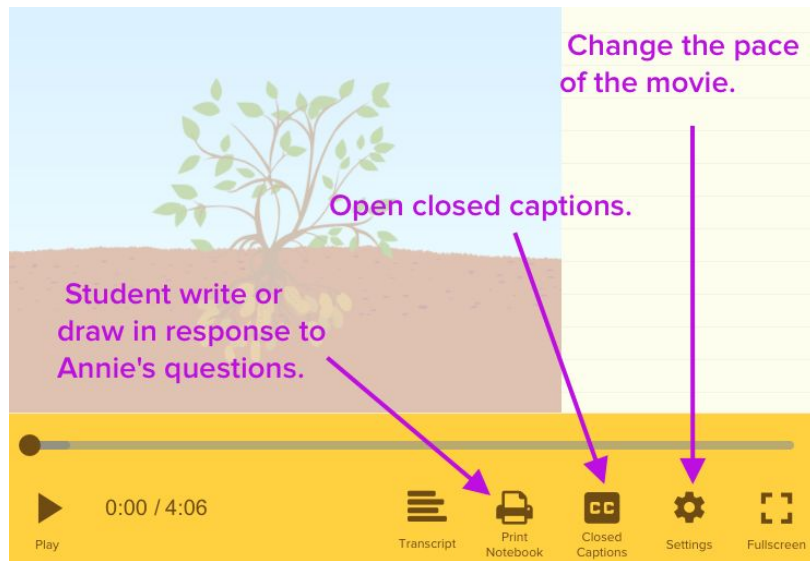
Grade Level: **Kindergarten** | Duration: **1 week**

BrainPOP Topics: (1) **Emotions** (2) **Empathy**

|  | DAY 1 - 30 Min   | DAY 2 - 30 min  | DAY 3 - 30 min  | DAY 4 - 30 min  | Day 5 - 40 min   |
|--|--|---|---|---|--|
| <b>Build Background</b><br><br>Watch the movie, pausing to reflect or answer Annie's Notebook questions. | <br><br>Watch Movie:<br><br><a href="#">Emotions</a>                  | <br><br>Re-watch Movie:<br><br><a href="#">Emotions</a>   | <br><br>Watch Movie:<br><br><a href="#">Empathy</a>                      | <br><br>Re-watch Movie:<br><br><a href="#">Empathy</a>               | Re-watch Movies (optional):<br><br><a href="#">Emotions</a><br><br>Re-watch Movie:<br><a href="#">Empathy</a>  |
| <b>Think &amp; Do</b><br><br>Engage with a grade-level resource.   |  Talk About It<br><br>Apply Knowledge<br><br><a href="#">Emotions</a> |  Make-a-Map<br><br>Apply Knowledge<br><br><a href="#">Emotions</a><br><br>What makes you happy, sad, excited, or angry?<br><br>View <a href="#">rubric</a> . |  Word Play<br><br>Vocabulary Development:<br><br><a href="#">Empathy</a> |  Talk About It<br><br>Apply Knowledge<br><br><a href="#">Empathy</a> |  Make-a-Map<br><br>Apply Knowledge:<br><br><a href="#">Empathy</a><br><br>How can you tell when a friend is happy, sad, excited, or angry? ?<br><br>View <a href="#">rubric</a> . |

|  |  |   |  |  |  |
|--|--|---|--|--|--|
| <b>Assess</b><br>Take a quiz and review score. |  |  <b>Easy Quiz</b><br>Test Yourself:<br><a href="#">Emotions</a> |  |  |  <b>Easy Quiz</b><br>Test Yourself:<br><a href="#">Empathy</a> |
|--|--|---|--|--|--|

## Movie-Viewing Tips



## CCSS

| Standard  | Activity                |
|---|-------------------------|
| <a href="#">CCSS.ELA-LITERACY.RI.K.1</a><br>With prompting and support, ask and answer questions about key details in a text. | <b>Build Background</b> |

|  |  |
|--|--|
|  | <p>Watch and discuss movies:</p> <p><a href="#">Emotions</a><br/><a href="#">Empathy</a></p>                           |
| <p><a href="#">CCSS.ELA-LITERACY.RI.K.3</a><br/>With prompting and support, describe the connection between two individuals, events, ideas, or pieces of information in a text.</p> <p><a href="#">CCSS.ELA-LITERACY.SL.K.2</a><br/>Confirm understanding of a text read aloud or information presented orally or through other media by asking and answering questions about key details and requesting clarification if something is not understood.</p> | <p><b>Think &amp; Do</b></p> <p><a href="#">Talk About it: Emotions</a><br/><a href="#">Talk About it: Empathy</a></p> |
| <p><a href="#">CCSS.ELA-LITERACY.L.K.4</a><br/>Determine or clarify the meaning of unknown and multiple-meaning words and phrases based on kindergarten reading and content.</p>   | <p><b>Think &amp; Do</b></p> <p><a href="#">Word Play: Empathy</a></p>   |
| <p><a href="#">CCSS.ELA-LITERACY.W.K.6</a><br/>With guidance and support from adults, explore a variety of digital tools to produce and publish writing, including in collaboration with peers.</p>  | <p><b>Think &amp; Do</b></p> <p><a href="#">Make-a-Map: Emotions</a><br/><a href="#">Make-a-Map: Empathy</a></p>       |
| <p><a href="#">CCSS.ELA-LITERACY.RI.K.2</a><br/>With prompting and support, identify the main topic and retell key details of a text.</p> <p><a href="#">CCSS.ELA-LITERACY.RI.K.3</a><br/>With prompting and support, describe the connection between two individuals, events, ideas, or pieces of information in a text.</p>  | <p><b>Assess</b></p> <p><a href="#">Quiz: Emotions</a><br/><a href="#">Quiz: Empathy</a></p>                           |

This pacing guide also supports student development of [CASEL Competencies](#), including self-management, self-awareness, relationship skills and social awareness.