

Dr. Martin Luther King, Jr. Video Resources

Free Video and Related Activities from BrainPOP.com and Teaching Resources



Laura Candler
©2012 Teaching Resources
www.lauracandler.com

Dr. Martin Luther King, Jr.

Video Resources



Teaching Strategies & Printables
Created by Laura Candler
www.lauracandler.com



Free Video from BrainPOP.com

Dr. Martin Luther King, Jr. Video Resources is a packet of teaching strategies and printables created to supplement a free video and related resources from **BrainPOP.com***. BrainPOP offers hundreds of short educational videos that feature the cartoon characters Tim and Moby. Most of the video are only viewable with a paid subscription, but the one titled “Dr. Martin Luther King, Jr.” is absolutely free. It can be viewed at the URL below or from their BrainPOP Featured Video App on an iPad or iPhone. Take a moment to watch the video before looking through the teaching strategies in this packet. Be sure to take a look at the quiz and related activities on their site as well.

Link to Dr. Martin Luther King Jr. Video at www.brainpop.com:


<http://www.brainpop.com/socialstudies/famoushistoricalfigures/martinlutherkingjr>

Free MLK Resources on BrainPOP (on BrainPOP.com website)

- Dr. Martin Luther King Jr. Animated Video (4 minutes)
- Multiple Choice Quiz (Online or print version)
- Questions and Answers about Dr. King
- Printables (KWL, sequencing activity, vocabulary worksheet)

Free Video-related Printables from Teaching Resources

- Sequencing Cards
- Discussion Question Cards
- Vocabulary Words and Definition Cards
- Civil Rights Vocabulary Worksheet
- Civil Rights Vocabulary Class Practice



*My free teaching resources for this video were created with permission from BrainPOP.com. Be sure to take a look at all the wonderful resources this site has to offer!

<http://www.brainpop.com/socialstudies/famoushistoricalfigures/martinlutherkingjr>

Prior to Showing the Video

- [illegible]

Dr. Martin Luther King Jr. BrainPop Video
<http://www.brainpop.com/martinlutherkingjr/videotutorial/index.html>

Vocabulary Cards

universal	segregate
pastor	liberal
boycott	civil rights
eloquent	overturn
assassination	protest

This activity was designed to be used along side the Martin Luther King, Jr. video at brainpop.com.

Dr. Martin Luther King Jr. BrainPOP Video

<https://www.brainiacworksheets.com/martinlutherkingjr/brainpopvideo/>

Sequencing Events

(Watch the video or scroll down to find out the year of each event below. Then write it in the space. Get all the facts and everything else in the story that they learned.)

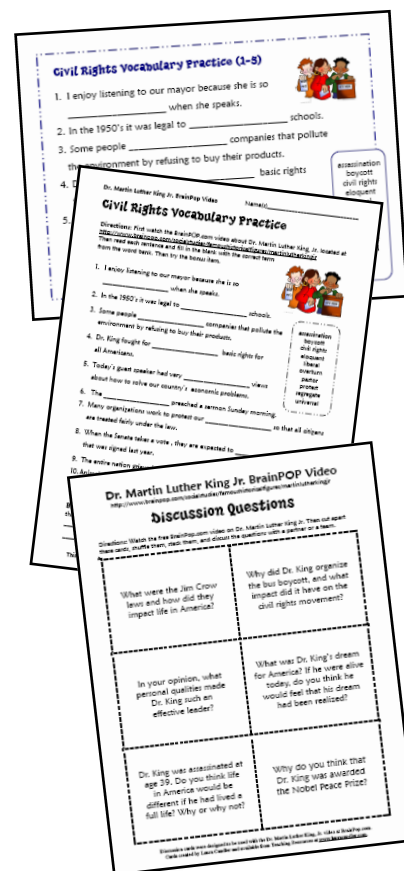
Moved to Montgomery, Alabama with his wife Coretta _____ YEAR _____	Assassinated in Memphis, Tennessee by James Earl Ray _____ YEAR _____
Lead the March on Washington and delivered "I Have a Dream" speech _____ YEAR _____	Organized a bus boycott after Rosa Parks was arrested _____ YEAR _____
Born in Atlanta, Georgia _____ YEAR _____	Awarded the Nobel Peace Prize _____ YEAR _____

1. **Complete KWL Chart** - After watching the movie and discussing it, ask students to help you add information to the last column on the KWL chart which represents new information that they learned from the video.

Teaching Suggestions for MLK BrainPOP Video (Continued)

<http://www.brainpop.com/socialstudies/famoushistoricalfigures/martinlutherkingjr>

2. **Multiple Choice Quiz** - Immediately after completing the KWL chart, you can have your students take the BrainPOP quiz together as a class. This quiz is available at the website URL at the top of this page and can be taken on the computer or printed and taken on paper. I'll warn you that it's not easy, so I would discourage you from giving it to students individually until you have worked through it as a class. In fact, I highly recommend you take the quiz yourself first and have the answer key ready. You can get the answer key by signing up for a free educator's account: <http://www.brainpop.com/educators> To keep your students actively engaged, have them respond by writing the letter of the correct answer on dry erase boards to show you or by using sign language hand signals for the corresponding letters of the alphabet.
3. **Civil Rights Vocabulary Sentence Practice** - (Class Review or Worksheet) To make sure students understand how to use the vocabulary terms correctly, you can have them practice using the words in sentences. Choose between the one-page worksheet on page 8 or the two-page version on pages 10 and 11 that can be displayed on an interactive whiteboard. If you use the worksheet, you might want to allow students to work with a partner and take turn filling in the blanks. You'll find an answer key on page 9.
4. **Vocabulary Concentration** - Students can use the vocabulary and definition cards to play the traditional game known as Memory or Concentration. Each team or pair mixes up all 20 cards and places them face down in four rows of five cards. Then they take turns flipping over two cards, trying to find a match. If they find matching cards, they keep the cards and take another turn. If the cards don't match, they place them back down and the next player takes a turn. Play continues until all cards have been used.
5. **Discussion Question Cards** - To engage students in higher level thinking, use the Discussion Question Cards on page 12 as prompts for a whole-group or small-group cooperative learning activity.
 - *Whole Group Think-Pair-Share Discussions:* Pair students with a discussion partner and call out one of the questions. Ask students to think about their own answers, and then pair with a partner to discuss them. Next, call on individual students to share what they and their partner discussed.
 - *Small Group Team Discussions:* Give each team one set of cards to place face down in the center of the team. The first person flips over the top card, reads it aloud, and gives think time. Then starting to the left of the question reader, students take turns responding and sharing ideas. The last person to voice an opinion is the person who read the card aloud.
6. **Journal Writing** - As a culminating activity, ask students to write journal reflection entries. Allow them to choose a discussion card question, use the BrainPOP discussion prompt, or create their own journal prompt.



Dr. Martin Luther King Jr. BrainPop Video

<http://www.brainpop.com/socialstudies/famoushistoricalfigures/martinlutherkingjr>

Vocabulary Cards

universal	segregate
pastor	liberal
boycott	civil rights
eloquent	overturn
assassination	protest

Dr. Martin Luther King Jr. BrainPop Video

<http://www.brainpop.com/socialstudies/famoushistoricalfigures/martinlutherkingjr>

Definition Cards

common to all members of a group or set	to separate by race or religion
a person who conducts religious worship	in favor of change, reform, and progress
to refuse to do business with an organization	the rights to full legal, social, and economic equality
the ability to express oneself clearly and powerfully	to reverse or cancel a ruling or decision
the killing of a public figure by a surprise attack	to make a strong objection to something

Dr. Martin Luther King Jr. BrainPOP Video

<http://www.brainpop.com/socialstudies/famoushistoricalfigures/martinlutherkingjr>

Sequencing Events

Directions: Watch the video or conduct research to find out the year of each event below. Then write in the dates, cut out the cards, and arrange them in the order that they happened.

Moved to Montgomery, Alabama with his wife Coretta _____ Year	Assassinated in Memphis, Tennessee by James Earl Ray _____ Year
Lead the March on Washington and delivered "I Have a Dream" Speech _____ Year	Organized a bus boycott after Rosa Parks was arrested _____ Year
Born in Atlanta, Georgia _____ Year	Awarded the Nobel Peace Prize _____ Year

Civil Rights Vocabulary Practice

Directions: First watch the BrainPOP.com video about Dr. Martin Luther King, Jr. located at <http://www.brainpop.com/socialstudies/famoushistoricalfigures/martinlutherkingjr> .

Then read each sentence and fill in the blank with the correct term from the word bank. Finally, try the bonus item.



1. I enjoy listening to our mayor because she is so _____ when she speaks.
2. In the 1950's it was legal to _____ schools.
3. Some people _____ companies that pollute the environment by refusing to buy their products.
4. Dr. King fought for _____ basic rights for all Americans.
5. Today's guest speaker had very _____ views about how to solve our country's economic problems.
6. The _____ preached a sermon Sunday morning.
7. Many organizations work to protect our _____ so that all citizens are treated fairly under the law.
8. When the Senate takes a vote, they are expected to _____ the bill that was signed last year.
9. The entire nation grieved after the _____ of its leader.
10. Animal rights activists organized a _____ against the pet store and gathered outside waving signs.

assassination
boycott
civil rights
eloquent
liberal
overturn
pastor
protest
segregate
universal



Bonus: Write your own sentence using at least two of the terms in the word bank. You may use other forms of the word if needed.

Civil Rights Vocabulary Practice Key

Directions: First watch the BrainPOP.com video about Dr. Martin Luther King, Jr. located at <http://www.brainpop.com/socialstudies/famoushistoricalfigures/martinlutherkingjr>.

Then read each sentence and fill in the blank with the correct term from the word bank. Finally, try the bonus item.



1. I enjoy listening to our mayor because she is so eloquent when she speaks.
2. In the 1950's it was legal to segregate schools.
3. Some people boycott companies that pollute the environment by refusing to buy their products.
4. Dr. King fought for universal basic rights for all Americans.
5. Today's guest speaker had very liberal views about how to solve our country's economic problems.
6. The pastor preached a sermon Sunday morning.
7. Many organizations work to protect our civil rights so that all citizens are treated fairly under the law.
8. When the Senate takes a vote, they are expected to overturn the bill that was signed last year.
9. The entire nation grieved after the assassination of its leader.
10. Animal rights activists organized a protest against the pet store and gathered outside waving signs.

assassination
boycott
civil rights
eloquent
liberal
overturn
pastor
protest
segregate
universal



Bonus: Write your own sentence using at least two of the terms in the word bank. You may use other forms of the word if needed.

Our pastor speaks eloquently about the importance of civil rights.

Civil Rights Vocabulary Practice (1-5)



1. I enjoy listening to our mayor because she is so _____ when she speaks.
2. In the 1950's it was legal to _____ schools.
3. Some people _____ companies that pollute the environment by refusing to buy their products.
4. Dr. King fought for _____ basic rights for all Americans.
5. Today's guest speaker had very _____ views about how to solve our country's economic problems.

assassination
boycott
civil rights
eloquent
liberal
overturn
pastor
protest
segregate
universal

Civil Rights Vocabulary Practice (6-10)



6. The _____ preached a sermon Sunday morning.
7. Many organizations work to protect our _____ so that all citizens are treated fairly under the law.
8. When the Senate takes a vote , they are expected to _____ the bill that was signed last year.
9. The entire nation grieved after the _____ of its leader.
10. Animal rights activists organized a _____ against the pet store and gathered outside waving signs.

assassination
boycott
civil rights
eloquent
liberal
overturn
pastor
protest
segregate
universal

Dr. Martin Luther King Jr. BrainPOP Video

<http://www.brainpop.com/socialstudies/famoushistoricalfigures/martinlutherkingjr>

Discussion Questions



Directions: Watch the free BrainPop.com video on Dr. Martin Luther King Jr. Then cut apart these cards, shuffle them, stack them, and discuss the questions with a partner or a team.

What were the Jim Crow laws and how did they impact life in America?

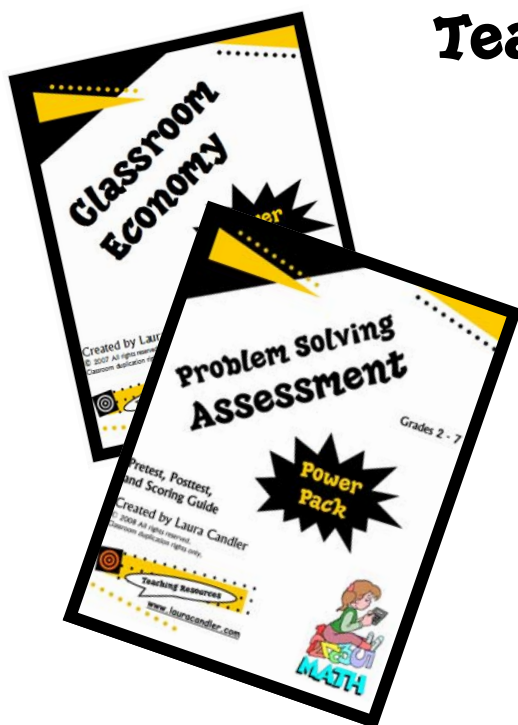
Why did Dr. King organize the bus boycott, and what impact did it have on the civil rights movement?

In your opinion, what personal qualities made Dr. King such an effective leader?

What was Dr. King's dream for America? If he were alive today, do you think he would feel that his dream had been realized?

Dr. King was assassinated at age 39. Do you think life in America would be different if he had lived a full life? Why or why not?

Why do you think that Dr. King was awarded the Nobel Peace Prize?




Teaching Resources Website

www.lauracandler.com

Free Resources for Teachers!

- Blackline masters and activity sheets
- Lesson plans and teaching strategies
- Cooperative learning methods
- Classroom management and motivation
- Literacy & Reading Workshop strategies
- Mathematics instructional resources
- Bi-weekly Newsletters



Are you on **Facebook**? If so, check out Teaching Resources for new ideas:
www.facebook.com/TeachingResources

Discover Laura's Teaching Resources . . .

- Digital eBooks and lessons you can download from www.lauracandler.com and print or use on a Smartboard!
- Each book, ebook or lesson pack includes ready-to-use directions, printables, and teaching tips!
- Popular titles include:
 - **Mastering Math Facts**
 - **Classroom Goal Setting**
 - **Math Stations for Middle Grades**
 - **Laura Candler's Power Reading Workshop**



Created by
 Laura Candler
 Milken Educator