

EPIISODE **5**

# Dad Genes

Theme:  
**PERSPECTIVES**



## Lesson Snapshot

**Tap Prior** 3 MINS

**Knowledge**

- Introduce Episode 5 and Vocabulary

**Word Work** 10 MINS

- Model *List-Group-Label* Graphic Organizer

**Collaborative** 10 MINS

**Activity**

- *Taking Initiative* Skit

**Check for** 10 MINS

**Understanding and Connection to Gameplay**

- Skit Presentation
- Essential Question and Connection to Gameplay

## PREPARE

**LESSON DURATION**

30 minutes

**ESSENTIAL QUESTION**

How do you take the initiative?

**LESSON OBJECTIVE**

I can identify and accurately use the term *initiative*.

**21<sup>ST</sup> CENTURY LEARNING COMPETENCIES**

**Life and Career Skills**

- Initiative and Self-Direction

**MATERIALS**

- Chart paper
- Lined paper
- *List-Group-Label* Graphic Organizer
- *List-Group-Label* Graphic Organizer Answer Key
- *Taking Initiative* Skit Directions, Scenarios, Answer Key, and Rubric

**EDUCATOR PREP**

- Display *List-Group-Label* Graphic Organizer on whiteboard, or copy the model on chart paper.
- Display episode vocabulary in the classroom.
- Print *Taking Initiative* Skit Directions and Scenarios for each student.
- Print *Taking Initiative* Skit Rubric (one per group).

**EPISODE CHALLENGE**

Tahmid’s father is ill, but is hesitant to come to the clinic. He has seen the medical director in the past, but now that he’s suffering from severe stomach pain he doesn’t want to get it checked out. Students must figure out the best way to convince Tahmid’s dad to put his health first.

**EPISODE VOCABULARY CONCEPT**

**Initiative**

**OTHER VOCABULARY WORDS**


- Bloated
- Insomnia
- Appetite
- Remedy
- Hindsight
- Cuisine
- Chai
- Retirement
- Potassium-rich

These vocabulary words appear during the in-game assessment. Students click on the word to read the definition.


**Tech Tip**

Share resources on Google Classroom and have students complete electronically or have students complete in Google Docs.




**Support** 

Display the definition of *initiative* in a visible spot in the classroom.









**Tech Tip** 

Engage students with Taking Initiative Videos such as

**TAP PRIOR KNOWLEDGE** (3 mins)

-  **Say:** *In Episode 5, Tahmid is concerned because his father is suffering from extreme stomach pain, but refuses to come to the clinic. You, as the medical director, need to take the initiative to figure out the best way to convince Tahmid’s dad to put his health first. Showing initiative is doing something that needs to be done without being told. During this lesson I want you to think about how you take the initiative in your life and why it is important to do so.*

**WORD WORK** (10 mins)

- Display and introduce the *List-Group-Label* Graphic Organizer.  **Say:** *Now we are going to list ways to take the initiative in your own life. As you model how to complete the graphic organizer, have students complete their own copy.*
- **Step 1: Write** “Taking the Initiative” along with the definition.  **Say:** *Remember, showing initiative is doing something that needs to be done without being told. Please add that to the word/concept box of your graphic organizer.*
- **Step 2: List** strategies to take the initiative. Have students copy these. Before continuing, make sure students understand the meaning of each strategy. Strategies:
  - **Prioritizing** —  **Say:** *Make a list of everything that must get done, and complete the most important items, or what needs to get done first.*
  - **Problem-Solving** —  **Say:** *Think of various solutions to the problem you are facing, and decide which will solve the problem.*
  - **Ask Questions** —  **Say:** *Taking the initiative means asking for what you want or talking to people who can help you.*
  - **Doing It Yourself** —  **Say:** *People with initiative don’t wait for others to do it for them, they do it themselves.*
  - **Going Above and Beyond** —  **Say:** *You don’t just do what’s required of you, you take extra steps to get even more done.*
- **Step 3:**  **Say:** *Now I want you to think about a time you used one of these strategies to take the initiative in your own life, and place it into the correct group of Home, School, or Other. “Other” might include a situation at work, with your friends, or with an extracurricular activity. For example, a time I took the initiative was when I wanted to get to know my neighbors better. I decided to start a monthly book club and invited families to come over. I decided to “Do-it-Myself” and ask my neighbors over. Now I have new friends and I know the people in my neighborhood. On my organizer I will add “Wanting to get to know my neighbors better, so I started a book club” under the “Other” group.*
- **Step 4: Students** work with a partner to come up with an example.

**Support**



- Pre-assign student pairs. Have students with mixed abilities and needs work together.
- Pre-teach graphic organizer and activity to ELL and support students.
- Provide struggling students with sentence sample script.

**Extend**



Have students come up with their own scenario.

---

**COLLABORATIVE ACTIVITY** (10 mins)

- Pass out *Taking Initiative Skit*. Review directions and divide class into groups.

---

**CHECK FOR UNDERSTANDING AND GAMEPLAY CONNECTION** (10 mins)

- Come back together as a whole class and present skits. Remind the students that they should be figuring out who in the skit is taking the initiative and how they took the initiative. Score groups with Taking Initiative Skit Rubric.
- **Ask:** *How did a character in this skit take the initiative?*
- **Connection to Gameplay.** **Turn and Talk:** *After learning about what it means to take initiative, how might you as the medical director convince Tahmid's dad to put his health first?*

## LIST-GROUP-LABEL ORGANIZER ANSWER KEY

**WORD/CONCEPT**

*Taking the Initiative:  
Doing something that needs to be  
done without being told.*

**LIST**

- *Prioritizing*
- *Problem Solving*
- *Ask Questions*
- *Do it Yourself*
- *Go Above and Beyond*

**GROUP**

**HOME**

**CATEGORY**

Answers may vary:

- *Seeing dirty dishes in the sink and cleaning them and putting them away*

**SCHOOL**

**CATEGORY**

Answers may vary:

- *When a new girl started school, I asked her to sit with me at lunch.*

**OTHER\***

**CATEGORY**

Answers may vary:

- *Wanting to get to know my neighbors better, so I started a book club*

*\* work, friends, extracurricular activities*

## TAKING INITIATIVE SKIT SCENARIOS

**Directions:** Make enough copies of this sheet so each student gets one, and cut into separate cards. Pass out cards to students, making sure that groups are of similar sizes and mixed abilities. Groups should have between 3-4 students. More than one group can have the same scenario.

**Scenario 1:** You want to join a basketball team in your school or in your own town, but there are no organized leagues already in place. How can you take the initiative to play basketball?

**Scenario 2:** There is a new student in your class who just moved to town and doesn't know anybody. What can you do that shows initiative to help the new student?

**Scenario 3:** Your parents have been working late and seem stressed out. What can you do to help at home that shows initiative?

**Scenario 4:** You are very interested in science, but you have science class only twice per week. How can you take the initiative to learn more about science?

**Scenario 5:** You've been helping your younger brother with his math homework for a few weeks, but he is still having trouble and is not doing well on his tests. How can you take the initiative to help your brother become more successful in math?

## TAKING INITIATIVE SKIT ANSWER KEY

**SCENARIO 1:** You want to join a basketball team in your school or in your own town, but there are no organized leagues already in place. How can you take the initiative to play basketball?

**Alex:** Hey, John! I've really enjoyed playing basketball with you after school. Do you think we should join a team in town?

**John:** That would be awesome! It's fun playing with you, too, but it would be great to be on a team where we get to meet other people and become better players.

**Alex:** Let's go ask my mom. Hey Mom, do you think you can find a basketball team for us to play on?

**Mom:** Sorry, boys. There are no teams in this town. I think there used to be, but people lost interest and no one wanted to coach anymore.

**John:** That's too bad. Oh well.

**Alex:** We can't just give up. If we want a team, there are probably other people who want to have a team, too. Let's ask our friends and send a sign-up sheet around school.

**John:** Great idea! My uncle used to play basketball in high school. I think he would be the perfect coach. I'll write down a list of reasons it would be a good idea for him to join us, then I'll give him a call.

**Alex:** Awesome. I'll create a calendar, and when we find out who is interested we can share it with them and set up practices. We can start this Friday at Elmwood Park.

**John:** Once we have everyone together we can see who has supplies and gear to donate to the team.

**Mom:** Great ideas, boys. I like the way you are taking the initiative.

**Alex:** Let's get to work!


## TAKING INITIATIVE SKIT RUBRIC

Group Members:

	0 POINTS	1 POINT	2 POINTS
Skit was completed and proper length (about 10 lines).			
Included strategies to show a character taking the initiative/ problem was solved.			
Skits were written using complete sentences and proper spelling.			
Students spoke with clear, loud voices.			
Group members worked together.			

TOTAL POINTS:	COMMENTS:
---------------	-----------

# LIST-GROUP-LABEL





## TAKING INITIATIVE SKIT

**Directions:** Work with your group to write a short skit (no more than 10 lines) representing your selected scenario when someone needs to take the initiative. You must show a character took the initiative using one or more of the following strategies:

- Prioritizing
- Problem Solving
- Asking Questions
- Doing-It-Yourself
- Going Above and Beyond

**In your skit you must:**

- Include taking the initiative strategy.
- Write in complete sentences with correct spelling.
- Speak with loud, clear voices when presenting.
- Work together with your group members.

Write the skit on a separate sheet of lined paper or type it on a computer.